

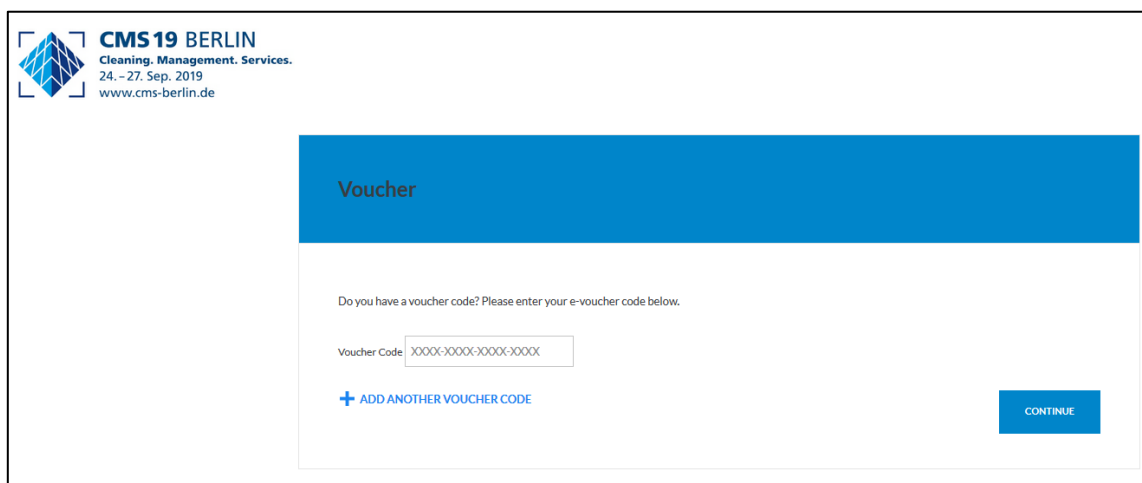
Guideline: How to use the ticket codes of CMS 2019

Dear Visitor,

you have received ticket code(-s) to generate your ticket. With those codes you can print your ticket by yourself. You will avoid additional queue time on site!

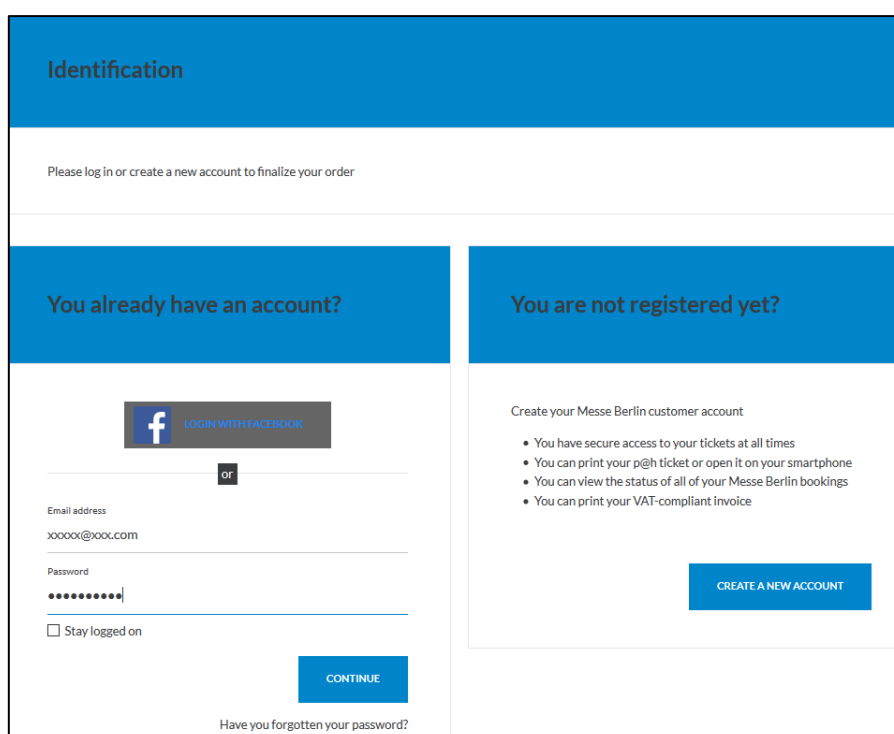
1. In order to redeem your voucher code, please visit our www.cms-voucher.com (we recommend using *Mozilla Firefox* browser) and enter your 16-digit voucher code in the box "Voucher Code".

If you want to redeem more than one code simply click "Add another voucher code" and enter another code. Then click "Continue". Please note that there is a time limit of 15 minutes for this transaction.



The screenshot shows the 'Voucher' redemption page for CMS 19 BERLIN. The header includes the CMS 19 BERLIN logo and text: 'Cleaning. Management. Services. 24. - 27. Sep. 2019 www.cms-berlin.de'. The main heading is 'Voucher'. Below it, a message asks: 'Do you have a voucher code? Please enter your e-voucher code below.' There is a text input field labeled 'Voucher Code' with a placeholder 'XXXX-XXXX-XXXX-XXXX'. Below the field is a blue link '+ ADD ANOTHER VOUCHER CODE'. A blue 'CONTINUE' button is located at the bottom right.


2. On the next page please log in to the shop. If you don't have an account yet please click "Register account". If you already have an account, please proceed to step 4. Alternatively you can log in using your Facebook account or buy your ticket as a guest without registration.



The screenshot shows the 'Identification' page. The header is 'Identification'. Below it, a message says: 'Please log in or create a new account to finalize your order'. The page is split into two columns. The left column is titled 'You already have an account?' and contains a 'LOGIN WITH FACEBOOK' button, an 'or' separator, an email address field (placeholder: 'xxxxx@xox.com'), a password field (placeholder: 'xxxxxxxx'), a 'Stay logged on' checkbox, and a blue 'CONTINUE' button. At the bottom of this column is a link: 'Have you forgotten your password?'. The right column is titled 'You are not registered yet?' and contains the text 'Create your Messe Berlin customer account' followed by a bulleted list of benefits: '• You have secure access to your tickets at all times', '• You can print your p@h ticket or open it on your smartphone', '• You can view the status of all of your Messe Berlin bookings', and '• You can print your VAT-compliant invoice'. A blue 'CREATE A NEW ACCOUNT' button is at the bottom right of this column.


3. You can now create your account. Simply enter and confirm your both email address and password and enter your personal details. Alternatively you can log in using your Facebook account.

You may register using a Facebook account.

 [USE MY FACEBOOK ACCOUNT](#)

or

You can also enter your details to create a new account.

 **Information**
* Mandatory fields

Login

Your e-mail is used as a login to access your account, and also to inform you about the status of your orders.

Your email address (login) *

xxx@xxx.com

Please confirm your email address *

xxx@xxx.com

Password

Your password must contain a minimum of 8 characters of which at least 1 must be numeric, 1 uppercase letter and 1 lowercase letter. Example: Abcdef12

Your password *

••••••••

Confirm your password *

••••••••

You can choose between private account and company account, enter your postal address, as well as subscribe to newsletters. Then enter the verification code shown in the picture and click “Create account”.

Your main address

The address will be set as billing and delivery address in your customer account.

Address *

••••••••

••••••••

••••••••

Postcode * Town/City *

•••••••• ••••••••

Country *

Germany ▼

Authorisation

We do not use or communicate your personal data without your authorization. [Click here](#) to read our privacy policy.


I would like to receive all the latest news and happenings by e-mail:
events calendar, ticket sales alerts, new products, etc. *

☒ I accept ☐ I refuse

Security check

Enter the characters you see in this picture.

Verification code *


[GET A NEW CODE](#)

4. Now you have the possibility to check the content of your cart...

1. Summary 2. Payment 3. Confirmation

Order summary

Before proceeding to payment, please check the content of your order as well as the delivery information and confirm that you have read and accepted our terms and conditions.

Pass

CMS 2019
Berlin ExpoCenter City

This pass is valid for the duration of the fair.

Tariff	Quantity	Unit Price	Sub-total
standard price	1	EUR	EUR

[X DELETE](#)

Order amount EUR

...your billing address and the delivery mode. Please confirm that you have read and accepted the terms and conditions and click "Complete your order".

Billing

Please select a billing contact and address

Thüringer Alle 12a
14052 Berlin
Deutschland

Payment

Amount due EUR

☒ I have read and accept the terms and conditions.
Our data privacy policy is described here.

[COMPLETE YOUR ORDER](#)

[CANCEL ORDER](#)

Please note that the code will be invalidated. You will not be able to use it again after you clicked „Complete your order “.

5. Please note down your order reference number for possible later requests. On the “Order confirmation” page simply click “Print out tickets”.

1. Summary 2. Payment 3. Confirmation

Order confirmation

Thank you for your trust in our products and services!
Your tickets are ready to print

Success
Your tickets are ready. You may now download and print them from the order details page.

PRINT OUT TICKETS

Continue shopping?

Visit our online shop to discover our other items.
[CONTINUE SHOPPING](#)

6. Please personalise your tickets. If you wish to use paper printouts of your tickets, click “Print ticket”. If you wish to use a mobile ticket on your mobile device click “Open on mobile phone”. After filling the personal details for each ticket holder click “Save and continue”. Your passes will be available to download and the invoice will be sent to your email address.

PRINT TICKET **OPEN ON MOBILE PHONE** Not yet printed

You must identify the beneficiary
* Please enter the name of the ticket owner.
An identity check will be carried out and only tickets bearing the name of the ticket owner will be accepted.

Salutation *
Mr ▼

Title
Choose... ▼

First name *
Test

Last name *
Testwood

Company / Organization *
Test Inc.

Position *
Buyer ▼

Department *

Area of business *
Waste management ▼

Street / P.O. Box *

Test Street

Postcode *

12345

City *

Testwisch

Country *

Heard Island and McDona ▼

CMS Newsletter *

I do not wish to receive any furt ▼

* mandatory fields

SAVE AND CONTINUE

If you are redeeming several voucher codes you will have to personalise each ticket separately, however you will have the possibility to copy several answers for subsequent tickets. To do so, please put a checkmark in the box “Re-use these values”.

7. Please print your ticket (shown as a PDF-file). If any problems occur, make sure you use the most recent version of Adobe Reader and check your printer's settings. On the day of your visit you may proceed directly to the entrance.

Please note that ticket in the format shown below will be only accepted as paper prints.

Please cut out before entering the fairgrounds!
Bitte vor Messebesuch hier ausschneiden!

Hier falten
Fold here

CMS 2019

Test Testowski
Testfirma
Deutschland

Ticket

9371-0602-8355-1384

Caution: This is your personal and non-transferable ticket. Please always show it with a valid identification document. Treat your ticket like cash. Abusers will be prosecuted and their tickets will be revoked.

Achtung: Dies ist Ihr persönliches und nicht übertragbares Ticket. Bitte weisen Sie es bei der Ticketkontrolle mit Ihrem gültigen amtlichen Ausweis unaufgefordert vor. Bewahren Sie Ihr Ticket wie Bargeld auf. Missbrauch wird strafrechtlich verfolgt und hat den Entzug des Tickets zur Folge.

ES IST NUR EIN KLEINER SCHRITT
ZUM RICHTIGEN FUSSABDRUCK
UND IHREM VORTEIL IM WETTBEWERB

NOCH NICHT
GANZ
ANGEKOMMEN?

Besuchen Sie unseren Stand und sparen
Sie CO₂ mit green-care PROFESSIONAL!

get.wmprof.com

**CMS BERLIN APP –
IHR DIGITALER BEGLEITER**

Heruntergeladen auf
App Store

ANDROID APP BEI
Google play

8. Alternatively you can save the PDF file on your smartphone, tablet, netbook or notebook and present it at the entrance to the fairgrounds. To do that log in to the ticket shop on your device, click “Open on mobile phone” and save the file.

Please note that ticket in the format shown below will be only accepted as digital tickets on smartphones, tablets, netbooks and notebooks.

